

Saffron MET Active Bond Fund

MET Collective Investment Scheme (CIS) portfolio

Class A | Minimum Disclosure Document (MDD) as at 31 July 2015

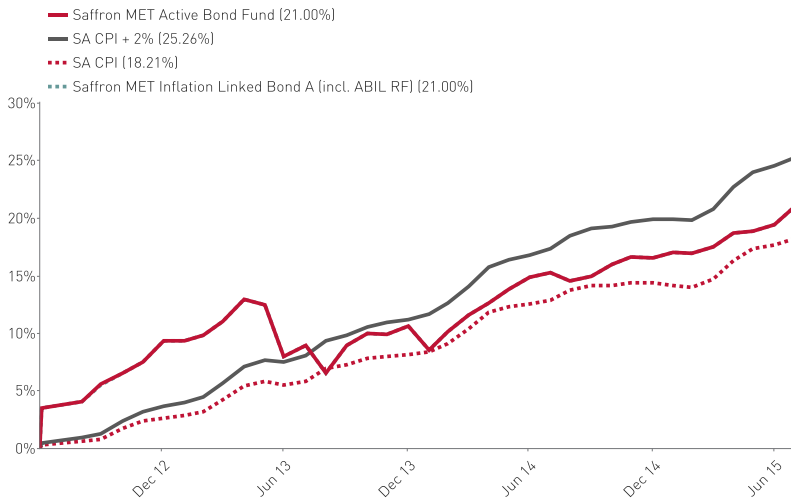
Assets managed by: Saffron Wealth



SAFFRONWEALTH
FUND MANAGEMENT

Portfolio performance

Since launch cumulative performance graph



| Monthly (%) | Aug 14 | Sep 14 | Oct 14 | Nov 14 | Dec 14 | Jan 15 | Feb 15 | Mar 15 | Apr 15 | May 15 | Jun 15 | Jul 15 |
|---------------------|--------|--------|--------|--------|--------|--------|--------|--------|--------|--------|--------|--------|
| Fund | -0.64 | 0.37 | 0.90 | 0.50 | -0.03 | 0.38 | -0.03 | 0.44 | 1.03 | 0.15 | 0.43 | 1.34 |
| Benchmark | 0.97 | 0.52 | 0.17 | 0.34 | 0.17 | -0.01 | -0.01 | 0.79 | 1.58 | 1.03 | 0.42 | 0.59 |
| Fund ⁽¹⁾ | -0.64 | 0.37 | 0.90 | 0.50 | -0.03 | 0.38 | -0.03 | 0.44 | 1.03 | 0.15 | 0.43 | 1.34 |

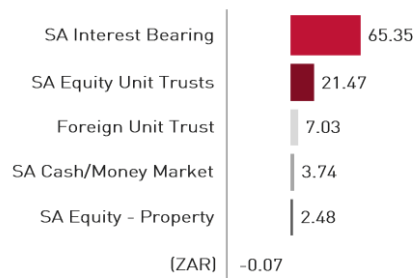
Fund⁽¹⁾ - Composite of fund and ABIL retention fund, illustrating return for investors in fund prior to Aug'14

| Yearly (%) | Jul 13 | Jul 14 | Jul 15 |
|------------|--------|--------|--------|
| Fund | 5.23 | 5.85 | 4.94 |
| Benchmark | 7.54 | 8.61 | 6.74 |

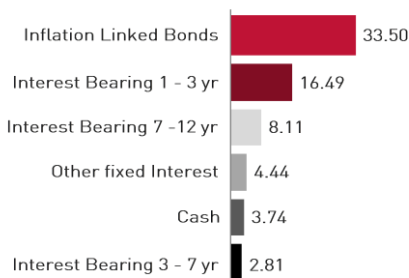
| | Cumulative (%) | | | | Annualised (%) | | | |
|---------|----------------|-----------|-------|-----------|----------------|-----------|------|-----------|
| | Fund | Benchmark | Cash | Inflation | Fund | Benchmark | Cash | Inflation |
| 1 year | 4.94 | 6.74 | 6.31 | 4.74 | 4.94 | 6.74 | 6.31 | 4.74 |
| 2 years | 11.08 | 15.93 | 12.14 | 11.66 | 5.39 | 7.67 | 5.90 | 5.67 |
| 3 years | 16.89 | 24.68 | 18.01 | 17.85 | 5.34 | 7.63 | 5.67 | 5.63 |
| Launch | 21.00 | 25.26 | 18.54 | 18.21 | 6.38 | 7.58 | 5.68 | 5.58 |

Portfolio holdings

Asset allocation (%)



Interest bearing allocation (%)



Portfolio profile

An actively managed fund that aims to provide inflation beating returns. The Saffron MET Active Bond Fund is a specialist fixed interest portfolio that consists of inflation linked bonds, government bonds, corporate bonds and other interest bearing securities, money market instruments, preference shares, property shares and property related securities, non-equity securities and assets in liquid form. The fund's objective is to deliver a return of 2.0% over CPI (over 12 month rolling period, net of fees) on a sustainable basis. The fund adopts an active asset allocation and will reflect Saffron's best view of relative attractiveness of the assets in the investable universe. Exposure to property related securities may be actively varied but shall not exceed 10% of the fund's net asset value.

Portfolio information

| | |
|------------------------------|------------------|
| Portfolio inception: | 2 July 2012 |
| Portfolio size (31/07/2015): | R 542.15 million |
| Launch: | 2 July 2012 |
| NAV price (Launch): | 100.00 (cpu) |
| NAV price (31/07/2015): | 112.45 (cpu) |
| JSE code: | MSIL |
| ISIN number: | ZAE000168241 |

Classification: SA - Multi Asset - Income
Benchmark: CPI plus 2% p.a. over a 12 month rolling period

| | |
|-----------------------|---------|
| Minimum lump sum: | R 5,000 |
| Minimum monthly: | R 500 |
| Valuation: | Daily |
| Valuation time: | 15h00 |
| Dealing cut-off time: | 14h00 |

Portfolio income

| Distribution cpu | Dividend | Interest | Total |
|------------------|----------|----------|-------|
| Dec'13 | 0.010 | 1.600 | 1.610 |
| Jun'14 | 0.020 | 1.240 | 1.260 |
| Dec'14 | 0.040 | 1.350 | 1.390 |
| Jun'15 | 0.060 | 1.540 | 1.600 |

| | | | |
|-----------------|-------|-------|-------|
| Aug'14 - Jul'15 | 0.100 | 2.890 | 2.990 |
| 2014 Total: | 0.060 | 2.590 | 2.650 |

Declaration: 30 Jun/31 Dec
Payment: 2nd working day of Jul/Jan

Portfolio costs

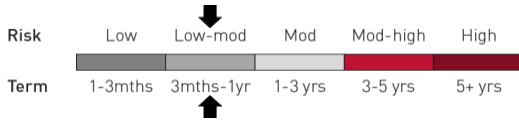
| | |
|------------------------------------|------------|
| Initial fee - MetCI (incl. VAT): | 0% |
| Initial fee - Adviser (incl. VAT): | 0% - 3.42% |
| Annual management fee (incl. VAT): | 1.14% |

Performance fee: No
Total expense ratio (TER) (incl. VAT): 1.15%

Portfolio managers

Deon van Zyl
BCom, Hons

Portfolio risk and term



Portfolio mandate

Objective/investment policy

The Saffron MET Active Bond Fund is a specialist fixed interest portfolio that predominantly invests into inflation linked bonds, government bonds, corporate bonds. It may include other interest bearing securities, money market instruments, preference shares, property shares and property related securities, non-equity securities and assets in liquid form. The portfolio may also invest into participatory interests and other forms of participation in portfolios of collective investment schemes or other similar schemes operated in territories with a regulatory environment which is of a sufficient standard to provide investor protection at least equivalent to that in South Africa and which is consistent with the portfolio's primary objective. The Manager may make active use of derivatives to reduce the risk that a general decline in the value of investment markets may have on the value of the portfolio and may from time to time invest in financial instruments in order to achieve the portfolio's investment objective. The manager may also include unlisted forward currency, interest rate and exchange rate swap transactions for efficient portfolio management purposes. In selecting securities for this portfolio, the manager shall seek to secure a stable real capital growth in excess of the ruling inflation rate. The asset allocation will be actively managed and will continually reflect the portfolio manager's view of the relative attractiveness of the various asset classes and sectors. Exposure to property related securities will be capped to a maximum of 10% of the portfolio's net asset value. Nothing shall preclude the manager from varying the ratios of securities or assets in liquid form in changing economic environment or market conditions, or to meet the requirements in terms of legislation and from retaining cash or placing cash on deposit in terms of the Deed and Supplemental Deed. The Trustee shall ensure that the investment policy is carried out. For the purpose of this portfolio, the manager shall reserve the right to close the portfolio to new investors. This will be done in order to be able to manage the portfolio in accordance with its mandate.

Limits and constraints

- Board Notice 90 of 2014 limitations applicable to Standard Portfolios.
- Minimum 70% in South Africa.
- Maximum 30% in foreign (25% maximum for non-African).
- Maximum 10% effective equity exposure (including international equity).
- Maximum 25% effective property exposure (including international property).

Disclosures

MET Collective Investments (RF) (Pty) Ltd (the "Manager"), registration number 1991/003741/07, is authorised in terms of the Collective Investment Schemes Control Act (CISCA) to administer Collective Investment Schemes (CIS) in Securities. The Manager is the manager of the MET Collective Investments Scheme, and MMI Holdings Ltd is a full member of the Association for Savings and Investment SA. Standard Bank of South Africa Limited (+27 (0)21 441 4100 PO Box 54, Cape Town, 8000) is the trustee of the scheme. Saffron MET Active Bond Fund is a portfolio of the MET Collective Investments Scheme and Saffron Wealth (Pty) Ltd, registration number: 2007/005503/07, an approved financial services provider (FSP number: 34638), is responsible for managing the assets of this portfolio. CIS are generally medium to long-term investments. The value of participatory interests may go down as well as up and past performance is not necessarily a guide to the future. CIS are traded at ruling prices and can engage in borrowing and scrip lending. The CIS may borrow up to 10% of the market value of the portfolio to bridge insufficient liquidity. Different classes of units apply to portfolios, which are subject to different fees and charges. A schedule of fees and charges and maximum commissions is available on request from the Manager. The Manager reserves the right to close and reopen certain portfolios from time to time in order to manage them more efficiently in accordance with their mandate. Portfolios are valued daily at approx. 15h00, latest prices can be viewed at www.metci.co.za. Forward pricing is used. Instructions must reach the Manager before 14h00 to ensure same-day value. The Manager does not provide any guarantee, either with respect to the capital or the return of this portfolio. Additional information on the proposed investment can be obtained, free of charge, at www.metci.co.za or may be requested from the Manager.

Saffron MET Active Bond Fund is a third party named CIS portfolio, the assets of which are administered by Saffron Wealth (Pty) Ltd, registration number: 2007/005503/07, a registered financial services provider, FSP number: 34638. The Manager retains full legal responsibility for all third party named CIS portfolios under the MET Collective Investments Scheme.

This portfolio is permitted to invest in foreign securities which, within portfolios, may have additional material risks, depending on the specific risks affecting that country, such as: potential constraints on liquidity and the repatriation of funds; macroeconomic risks; political risks; foreign exchange risks; tax risks; settlement risks; and potential limitations on the availability of market information. Fluctuations or movements in exchange rates may cause the value of underlying international investments to go up or down. Investors are reminded that an investment in a currency other than their own may expose them to a foreign exchange risk.

The Total Expense Ratio (TER) has been calculated using data from 01 July 2014 until 30 June 2015. The TER is disclosed as a percentage of the average Net Asset Value of the portfolio that was incurred as charges, levies and fees related to the management of the portfolio and underlying portfolios. The TER does not include transaction costs. The TER is calculated quarterly but may additionally be re-calculated with effect from any significant portfolio restructurings and/or fee changes occurring. A higher TER ratio does not necessarily imply a poor return, nor does a low TER imply a good return. The current TER cannot be regarded as an indication of future TER's.

Performance is calculated for a portfolio/portfolio class. Individual investor returns may differ as a result of fees, actual date(s) of investment, date(s) of reinvestment of income and withholding tax. Annualised returns, also known as Compound Annualised Growth Rates (CAGR), are calculated from cumulative returns; they provide an indication of the average annual return achieved from an investment that was held for the stated time period. Actual annual figures are available from the Manager on request. Performance figures quoted are from Morningstar, as at 31/07/2015, for a lump sum investment, using NAV-NAV prices with income distributions reinvested on the ex-dividend date. CPI/Inflation figures, where present, are lagged by one month.

This document should not be seen as an offer to purchase any specific product and is not to be construed as advice. Investors are encouraged to obtain independent professional investment and taxation advice before investing with or in any of the Manager's products.

Regulation 28

Compliant: No

Portfolio intended maximum limits (IML's)

| Equity | Property | Equity and property | Foreign | Africa |
|--------|----------|---------------------|---------|--------|
| 10.00% | 25.00% | 35.00% | 25.00% | 5.00% |

Contact and other information

Scheme

MET Collective Investments Scheme

Custodian/Trustee

Standard Bank of South Africa Limited

Telephone: +27 (0)21 441 4100

Management company

MET Collective Investments (RF) (Pty) Ltd

268 West Avenue, Centurion, 0157

PO Box 7400, Centurion, 0046

Facsimile: +27 (0)12 675 3889

Call centre: 0860 111 899

Email: ci.clientservice@momentum.co.za

Web: www.metci.co.za

Registration no.: 1991/003741/07

Third party manager

Saffron Wealth (Pty) Ltd

An authorised financial services provider, FSP No: 34638

B5 Octo Place, Electron Road, Techno Park, Stellenbosch, 7599

Suite 426, Private Bag X5061, Stellenbosch, 7599

Telephone: +27 (0)21 880 7080/1/2/5

Facsimile: +27 (0)86 500 3221

Email: info@saffronwealth.com

Web: www.saffronwealth.com

Registration no.: 2007/005503/07



SAFFRONWEALTH
FUND MANAGEMENT