


30 APR
2013

SAFFRON MET OPPORTUNITY INCOME FUND

Fund category	South African - Multi Asset - Income*	Fund size	R726.23 million
Fund description	An actively managed fund that aims to deliver higher levels of income than a pure income fund	NAV	109.44 cents per unit
Launch date	02 June 2008	Benchmark	Stefi + 2.0% p.a.
Portfolio manager/s	Brandon Quinn	TER¹	1.15%
		Risk profile	 Low/Moderate

INVESTMENT MANDATE

The fund has a flexible mandate with no prescribed maturity or duration limits. The fund can invest in a wide variety of interest or yield bearing instruments, including, but not limited to cash deposits, money market instruments and debentures, government and corporate bonds, convertible bonds as well as preference shares, property securities, and assets in liquid form. The portfolio may from time to time invest in financial instruments, in accordance with the provisions of the Act, and Regulations, as amended from time to time, in order to achieve the portfolio's investment objective. The manager may also include forward currency, interest rate and exchange rate swap transactions for efficient portfolio management purposes. With the purpose to seek opportunities to enhance the portfolio's income return, the portfolio may invest in securities such as equity linked notes that are exposed to price movements in the equity markets as well as derivative instruments such as futures and options linked to the equity exposure of equity linked notes and other such instruments. The portfolio may also invest in participatory interests and other forms of participation of collective investment schemes, registered in South Africa and other similar schemes.

RISK STATISTICS

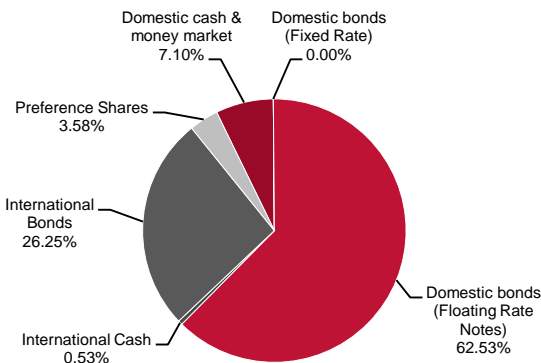
Since launch

	Fund	Benchmark
Positive months	94.92%	100%
Annualised deviation	3.06%	1.56%
Maximum gain	2.31%	1.10%
Maximum drawdown	-2.36%	0.00%
Modified duration	0.55 years	N/A

The recommended investment horizon is 12 months and longer. The fund may have limited exposure to non-equity growth securities that will cause price variations on a day to day basis making it unsuitable as an alternative to money market investments over short investment horizons of less than 12 months.

SECTOR ALLOCATIONS

As at 30/04/2013



FUND OBJECTIVE & BENCHMARK

The Saffron MET Opportunity Income Fund aims to seek opportunities to deliver a reasonable level of sustainable income and stability on capital invested. The fund's objective is to deliver a return of 2.0% over the STeFI index on a sustainable basis.

SUITABLE FOR INVESTORS

- Seeking significant return enhancement over cash
- Looking for innovative and active investment management within the fixed interest space
- Requiring managed exposure to efficient income generating investments
- With an investment horizon of 12 to 36 months

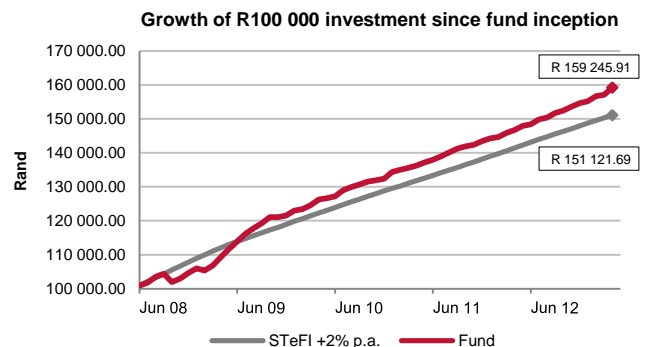
TECHNICAL OVERVIEW

Original buying price:	100 cents
FSP upfront comm. (max):	0%
Annual service fee:	1.14% (incl. VAT)
Performance fee:	None
Minimum lump sum:	R5 000
Min. monthly investment:	R500
Income distribution 2012:	6.63 cpu
Date of income declaration:	31 Mar / 30 Jun / 30 Sept / 31 Dec
Date of income payment:	2nd working day Apr / Jul / Oct / Jan
Valuation time:	15h00
Transaction time:	13h00

PERFORMANCE

As at 30/04/2013

Returns since inception (02/06/2008)	Fund	STeFI +2.0%
Unannualised returns	59.24%	51.12%
Annualised returns	9.94%	8.76%



MONTHLY PERFORMANCE RETURNS

	Jan	Feb	Mar	Apr	May	Jun	Jul	Aug	Sep	Oct	Nov	Dec
Fund 2013	0.38%	1.00%	0.19%	1.40%								
Fund 2012	0.59%	0.24%	0.86%	0.56%	0.86%	0.29%	0.95%	0.40%	0.92%	0.47%	0.71%	0.68%
Fund 2011	1.48%	0.50%	0.38%	0.50%	0.68%	0.61%	0.71%	0.83%	0.82%	0.42%	0.36%	0.74%

DISCLOSURES

This document is for information purposes only and does not constitute or form part of any offer to issue or sell, or any solicitation of any offer to subscribe for or purchase any particular investment. Opinions expressed in this document may be changed without notice at any time after publication. We therefore disclaim any liability for any loss, liability, damage (whether direct or consequential) or expense of any nature whatsoever which may be suffered as a result of or which may be attributable, directly or indirectly, to the use of or reliance upon the information. The TER is calculated as an annualised percentage of the average NAV of the portfolio incurred as charges, VAT, levies and fees in the management of the portfolio for a rolling 12-month period to end December 2012. A higher TER ratio does not necessarily imply a poor return nor does a low TER imply a good return. The current disclosed TER cannot be regarded as an indication of future TERs. *Please note that under a new fund classification system for the unit trust industry, effective 1 January 2013, the fund has been included in a new category, South African – Multi Asset – Income (previously Domestic – Fixed Interest – Varied Specialist) to better reflect the nature of the underlying assets. This information is factually correct as at December 2012. Custodian: Standard Executors & Trustees: Tel (021) 441-4100. MET Collective Investments Limited Parc du Cap Mispel Road Bellville, PO Box 925 Bellville 7535 Fax (012) 675-3889 Call Centre, Tel: 0860 111 899 Email: CI.clientservice@momentum.co.za Registration No 1991/03741/06. Collective Investment Schemes (CIS) in securities are generally medium to long term investments. The value of participatory interests may go down as well as up and past performance is not necessarily a guide to the future. All CIS are traded at ruling prices and can engage in borrowing and scrip lending. A schedule of fees and charges and maximum commissions is available on request. Commission may be paid and if so, would be included in the overall costs. Forward pricing is used. Fluctuations or movements in exchange rates may cause the value of underlying international investments to go up or down. MET Collective Investments Limited reserves the right to close and reopen certain portfolios from time to time in order to manage them more efficiently. The Fund may borrow up to 10% of the market value of the portfolio to bridge insufficient liquidity. Different classes of participatory interests apply to certain portfolios, which are subject to different fees and charges. Performance figures quoted are from Morningstar/MoneyMate, as at the date of this factsheet for a lump sum investment, using NAV-NAV prices with income distributions reinvested. Service charges and investment manager charges are calculated and accrued on the daily marketed value of the investment and paid out monthly. MET Collective Investments Limited is the Manager of the MET Collective Investments Scheme, and a full member of the Association for Savings and Investment SA. Although reasonable steps have been taken to ensure the validity and accuracy of the information in this document, MET Collective Investments Limited does not accept any responsibility for any claim, damages, loss or expense, howsoever arising, out of or in connection with the information in this document, whether by a client, investor or intermediary. This document should not be seen as an offer to purchase any specific product and is not to be construed as advice or guidance in any form whatsoever. Investors are encouraged to obtain independent professional investment and taxation advice before investing with or in any of MET Collective Investments Limited's product.

FAIS CONFLICT OF INTEREST DISCLOSURE

Please note that in most cases where the FSP is a related party to Saffron Wealth (Pty) Ltd and/or MET, Saffron Wealth (Pty) Ltd and/or the distributor earns additional fees apart from the FSP's client advisory fees. It is the FSP's responsibility to disclose additional fees to you as a client. Such fees are paid out of the portfolio's service charge and range as follows (excl VAT):

CIS Manager	Up to 0.85%
Saffron Wealth (Pty) Ltd	Up to 0.15%
Distribution / LISP	Up to 0.40%

